深圳市拓达通电子有限公司
SHENZHEN TUODATONG ELECTRONICS CO.,LTD.

原材料承认书
SPECIFICATION FOR APPROVAL

客户名称/customer name	
产品型号/ Model	TDT-3S-8085 20A NMC
产品规格/ Specification	L56*W45*T4mm MAX
主要器件 Main configuration	IC：DW01/SOT23-6 MOS: 3080/TO252
PCB工艺/PCB	Double layer, Green oil, Solder coating, ROHS
Document NO.	
版本/ Rev	00

部门 Department	编写(R&D) Registered	审核 (R&D) Checked	复核 (Quality) Deliberation	批准(R&D) Approved
签名/Sign				
日期/DATE				

客户确认 Customer Approve			
部门 Department	R&D	Quality	Approved
签名/Sign			
日期/DATE			
文件有效期限 Approved date	有限期限为 1 年 Period of validity 1 year		

在文件到期前一个月如果双方都对此文件都没有异议，此文件将自动延续有效期1年
If both sides have no dissidence in one month before the maturity of the Approved. It will be considered valid automatically for a one year period.

公司名称 The name of company	深圳市拓达通电子有限公司	电话 TEL	15013560873
公司地址 Address	深圳市光明区白花社区博林泰工业园7楼		

1. 产品变更履历/Product Modified Record List

产品变更履历/ Product Modified Record List			
日期/ Date	变更点描述/ Problem and Solution	责任人/ Principal	
2019.5.8	1. 新开发		

2. 产品规格/ Produce Specification

	技术规范 TECHNICAL SPECIFICATION FOR APPROVAL	Rev	0.1
		Date	
		Page	1

No	Item	Condition	Specification
1	输入电压/input Voltage	B+/B-间输入电压/input Voltage B+ to B-	-0.3～+30V
2	过充电 Overcharge	保护电压/Detection voltage/1CELL	4.30±0.05V
3		恢复电压/ Release voltage/1CELL	4.10±0.1V
4		保护延迟时间/ Detection delay time	0.04~0.16S
5	过放电 Over discharge	保护电压/Detection voltage/1CELL	2.4±0.1V
6		恢复电压/ Release voltage/1CELL	3.00±0.1V
7		保护延迟时间/ Detection delay time	40.00~120.00ms
8	放电过流 Over discharge current	放电过流保护电流/Over current	68～82A
9		放电过流保护延时/delay time	7.00～20.00ms
10	短路保护 Short detection	短路保护延时/ Short detection delay time	100~350us
11		恢复条件/Release Conditions	断开负载/Cut off load
12	充电温度保护 Charge temperature protection	充电时的温度保护阀值/ Charge temperature protection	无/NO
13	放电温度保护 Discharge temperature protection	放电时的温度保护阀值/ Discharge temperature protection	75℃
14	自耗电 Normal current consumption	工作状态自耗电 Normal current consumption of PCM	Max 60.00uA
15	OV 充电/0V charger	是否允许 0V 充电/allowed 0V change	YES
16	建议工作条件 Suggest working conditions	建议最大持续充/放电电流 max continuous charge/discharge current	20A
17		建议工作温度/suggest working temperature	-20℃～+60℃
18	内阻/IR resistance	PCM 内阻/ IR of PCM	≤70.00 mΩ
19	NTC阻值	NTC 阻值(20~40)℃	无
20	PCM 尺寸 The size of final PCM	长度/The length of final PCM	56±0.15mm
21		宽度/The width of final PCM	45±0.1mm
22		厚度/ The thickness of final PCM	MAX:4mm

21	外观 Appearance	1) 没有元器件的破损/Nothing part deflection 2) 所有焊点良好/The status of solder is all right 3) PCM 没有翘曲/ PCM will not crook 4) 符合拓通达的出货外观标准 Settle for TDT Module appearance standard
22	可靠性测试 Reliability test	1) ESD 测试：接触 4KV 空气 8KV / ESD test ： contact 4KV Air 8KV

原理图：

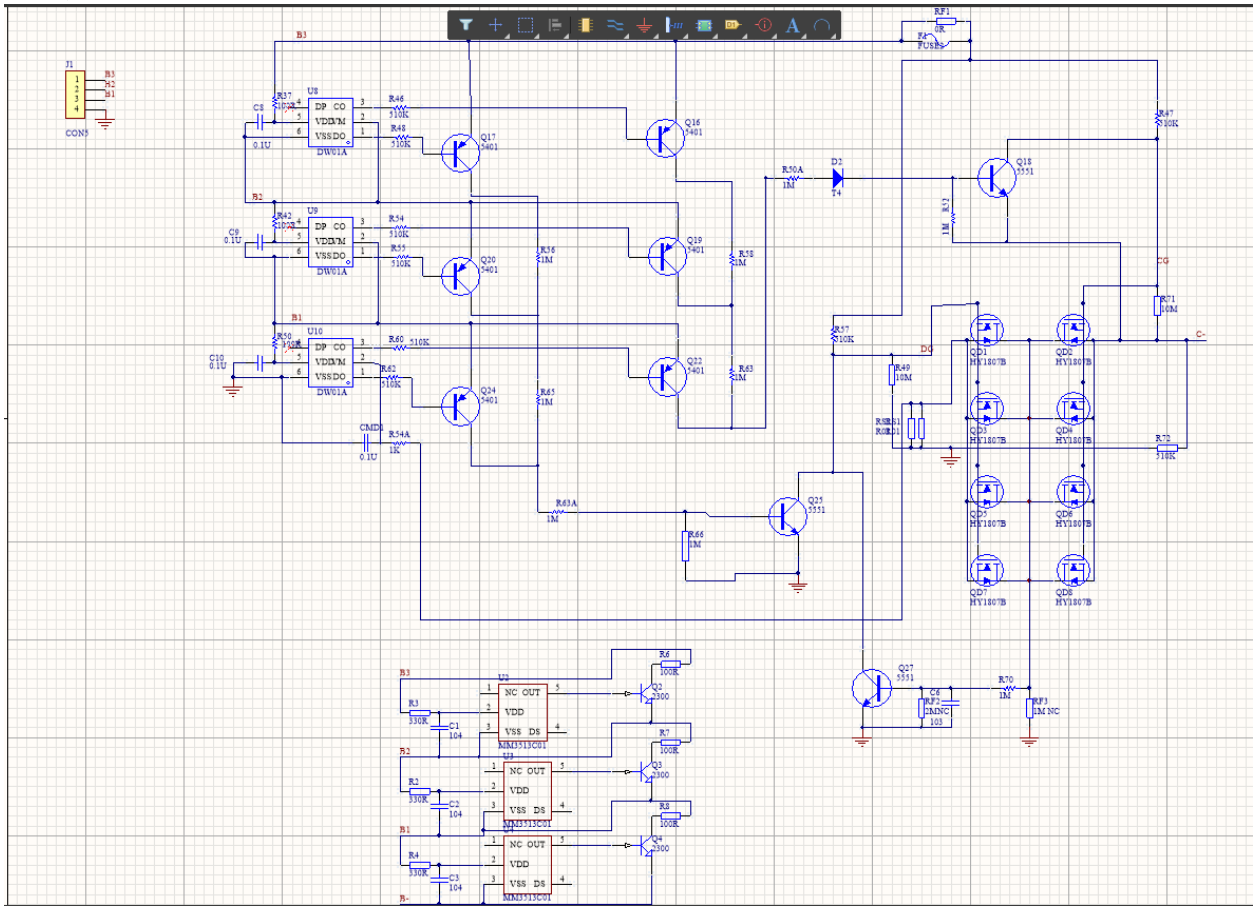

TOP:

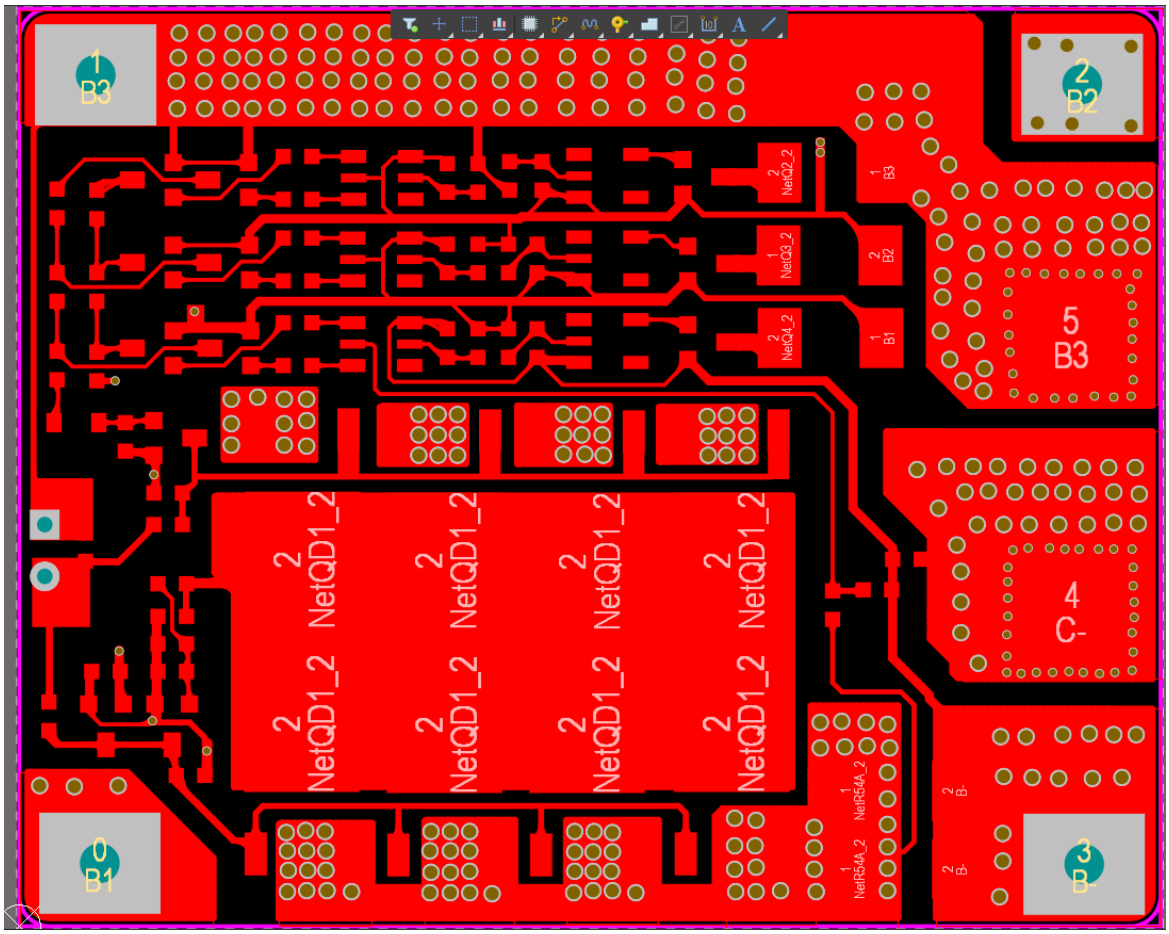

BOT:

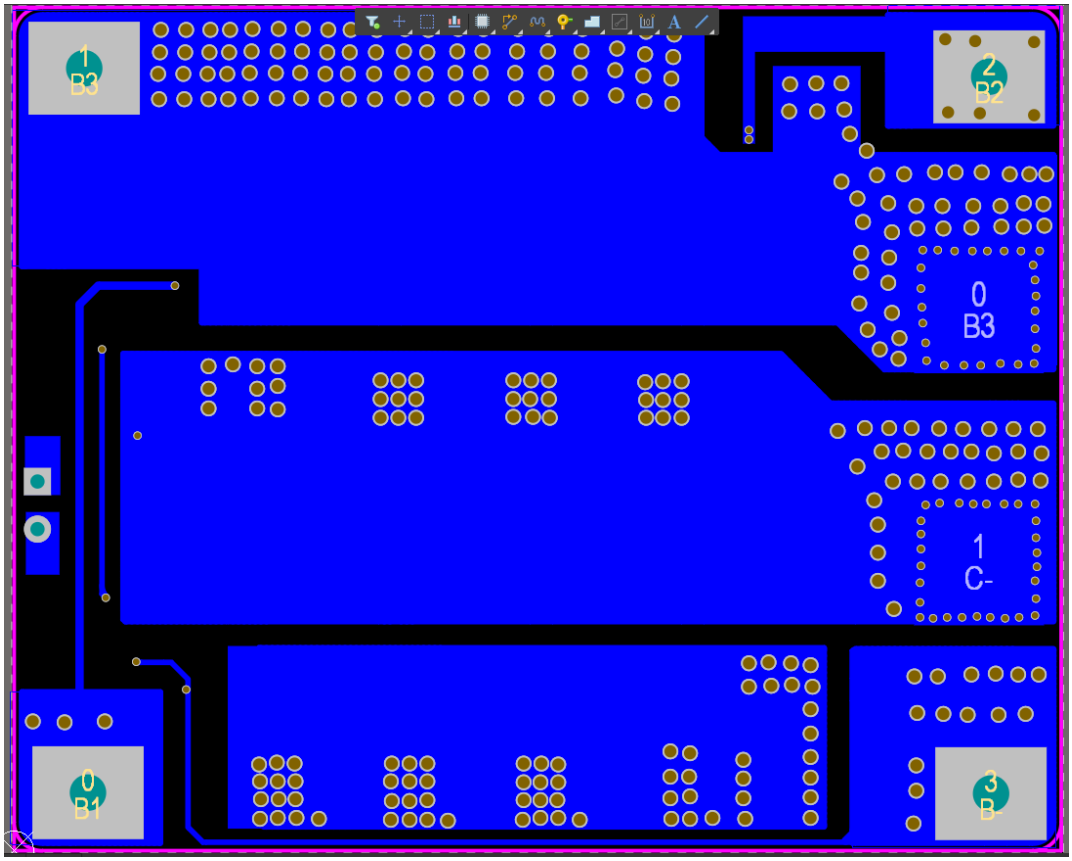

TOP_OVERLAY

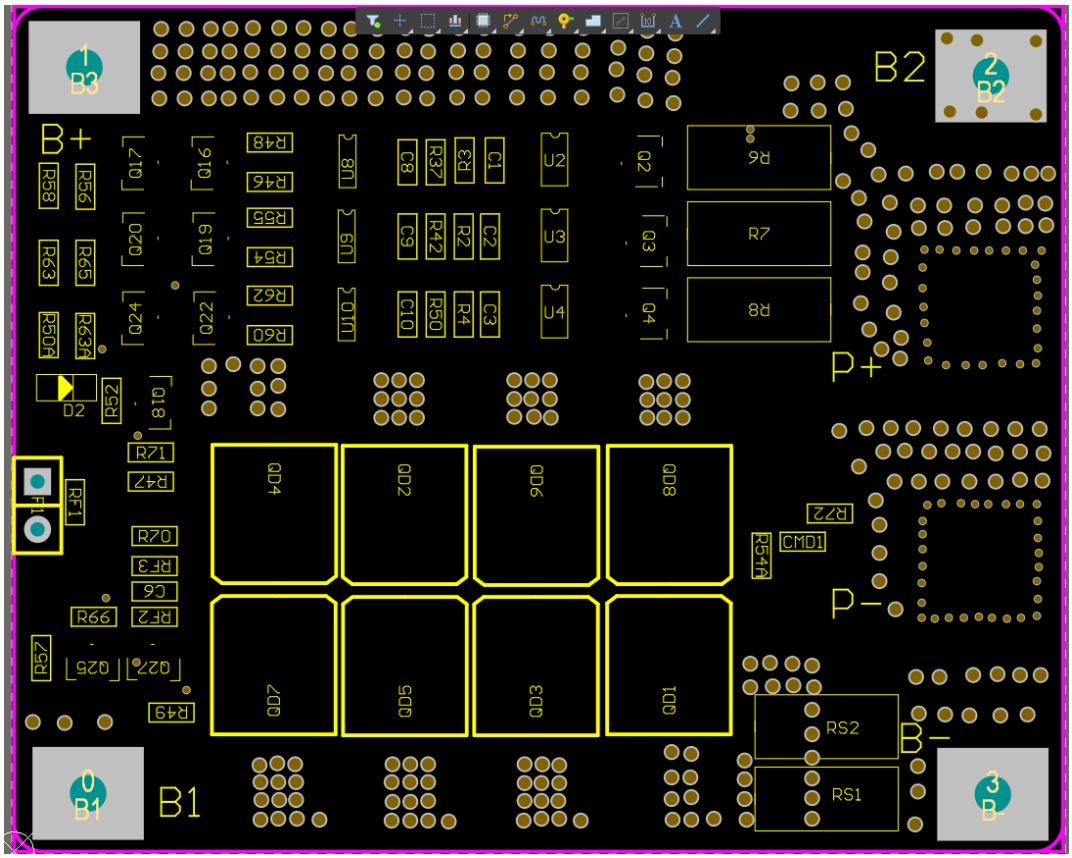

BOT_OVERLAY

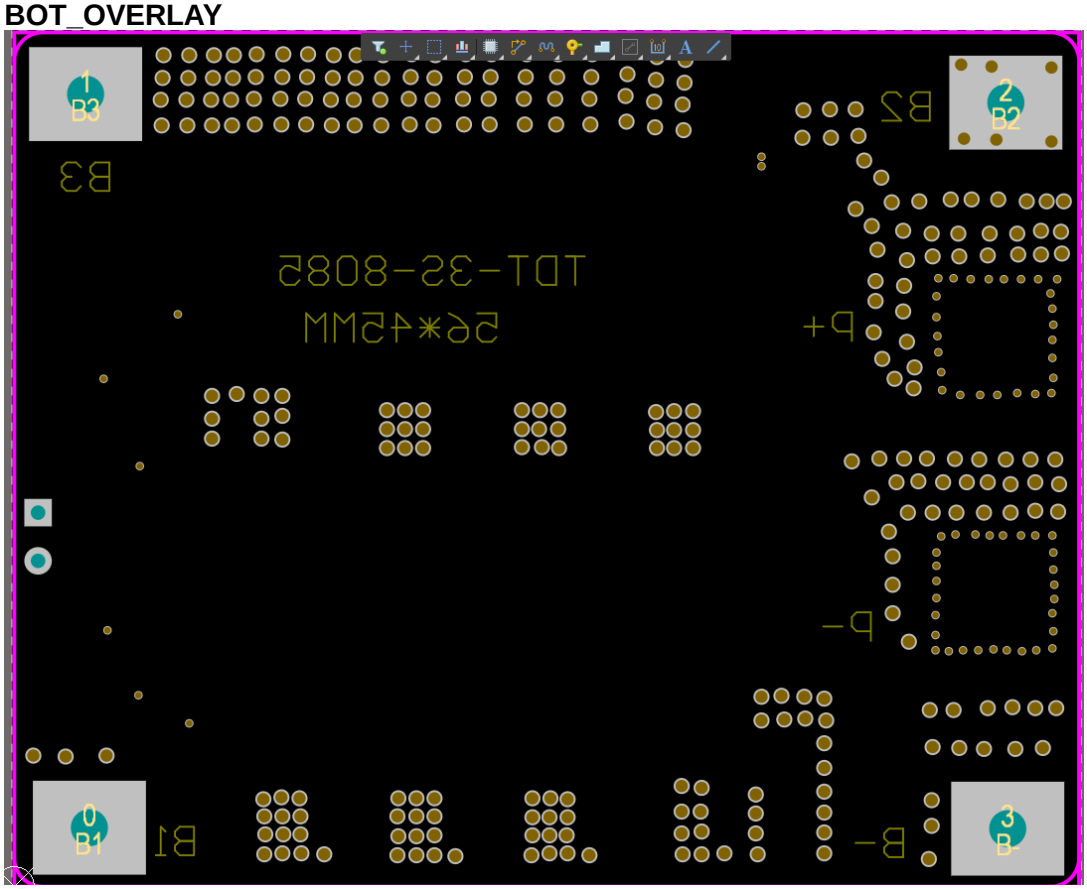

接线说明：



B- connect battery's B- 0V
B1 connect battery cell's B1+/B2- 3.7V
B2 connect battery cell's B2+/B3- 7.4V
B+ connect battery's B+ 11.1V
B+ connect load+/charger+
P- connect load-/charger-